

Rotary Rakes



[www.KuhnNorthAmerica.com](http://www.KuhnNorthAmerica.com)

# GA TWIN-ROTOR RAKES

Trailed and Semi-Mounted



Invest in Quality®

ROTARY RAKES TWIN ROTOR

# ROTARY RAKES DESIGNED TO MEET YOUR NEEDS

## GENTLE, HIGH-QUALITY RAKING

Long, flexible tines touch the crop just once, lifting and placing it neatly into the windrow. This raking action allows the hay to be raked damp and dry down completely in the windrow. For crops such as alfalfa this gentle handling, in conjunction with being able to rake when the hay is still damp, is especially important as it ensures the leaves will remain intact. This superior windrow formation allows for more efficient harvesting since the crop is not roped as compared to other rakes.

## EXCEPTIONAL PERFORMANCE AND LOW MAINTENANCE

The exclusive Masterdrive® gearbox sets the bar for reliability and long life. The patented double reduction design provides the versatility to handle a wide range of crops and high volumes. The result is outstanding performance even in the most challenging conditions.

## SAVE TIME AND MONEY

Saving time means reduced harvesting costs. Kuhn rotary rakes provide fast, efficient operation while maintaining high-quality raking to maximize the nutrient value of your forage.

## ROTARY RAKES

Twin-Rotor Rakes  
in brief

Models	Maximum Working Width	Horsepower Requirement	Windrow Delivery
GA 6002	19'	40	Side
GA 6501	21'	40	Central
GA 6632	21'4"	40	Side
GA 7501	24'5"	50	Central
GA 7932	25'1"	55	Side
GA 8030	27'3"	68	Side
GA 8731	28'2"	70	Central
GA 8121	26'3"	70	Central
GA 9030	28'3"	75	Side
GA 9531	30'6"	75	Central
GA 9032	28'10"	80	Side



# A CLEAN FIELD AND A CLEAN CROP

Uniform and fluffy windrows greatly contribute to quick drying and uniform crop pickup. Kuhn rotary rakes achieve this by following two basic principles for ideal crop placement.

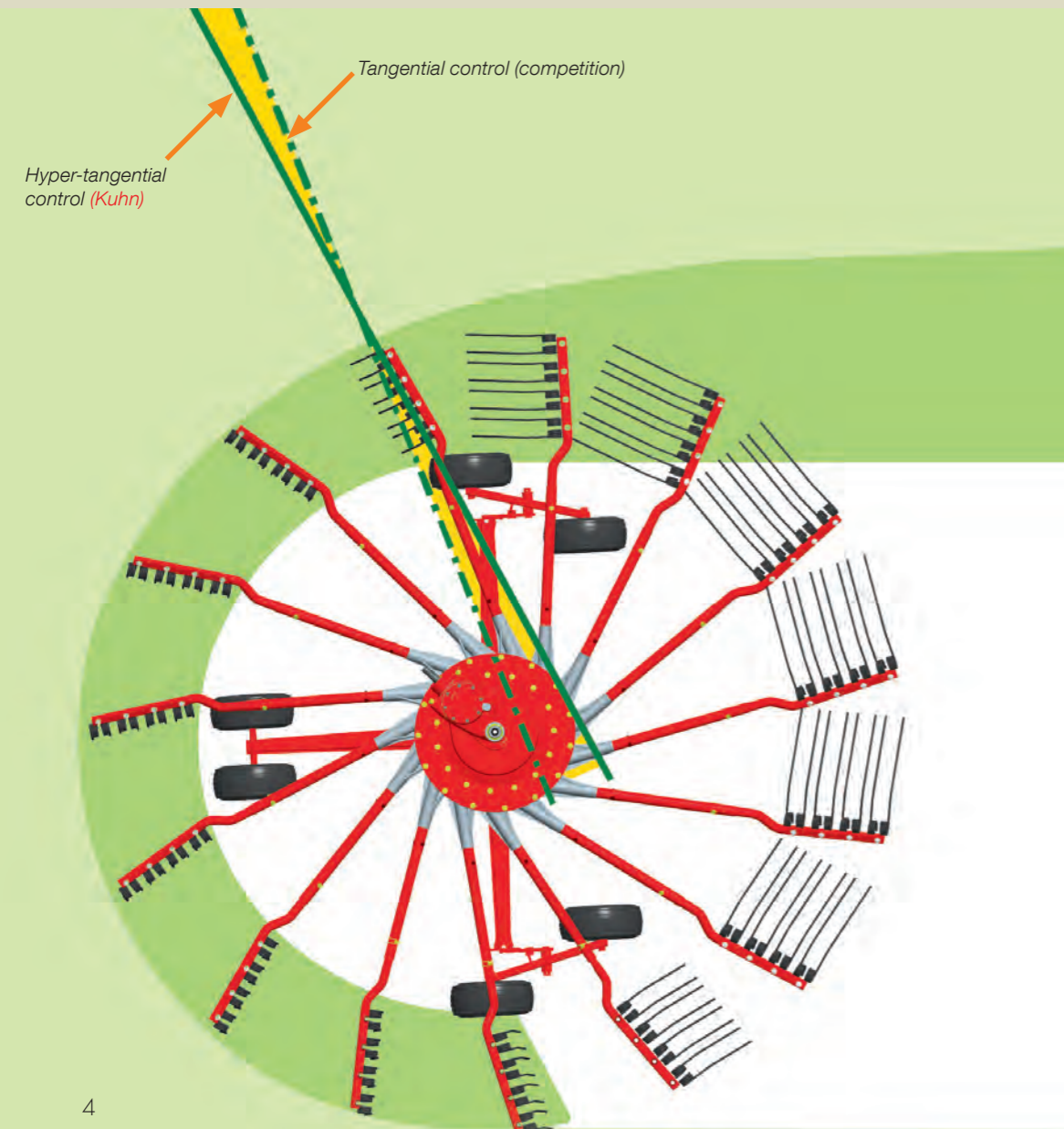
- Tine arms maintain a positive forward angle right up to the point where the forage is delivered to the windrow.
- The tines are raised quickly and at the very last moment before going over the top of the windrow.

These principles allow Kuhn rotary rakes to create superb windrows that let air and sunlight in for faster drying.

## THE CONCEPT'S ADVANTAGES AT A GLANCE


Hyper-tangential tine arms improve windrow formation over the competition:

- Larger and fluffier windrows are formed
- Crop is effectively pushed towards the outside of the rotor, thus towards the windrow
- Easier crop pickup by the baler or forage harvester with minimum loss
- No risk of pulling crop out of a formed windrow
- High-quality raking at higher speeds due to a reduced distance between tine passes



## TINE ARMS FOR HIGH-QUALITY RAKING RESULTS

The hyper-tangential tine arms provide cleaner raking, improved windrow formation and increased forward speeds when compared to other tine arm mounting designs. **They eliminate the need for additional tine arms or adjustable cams.** The distance between tine arm passes is significantly reduced, so there is less risk of crop being left unraked. Losses are reduced to a minimum at lower or higher working speeds.



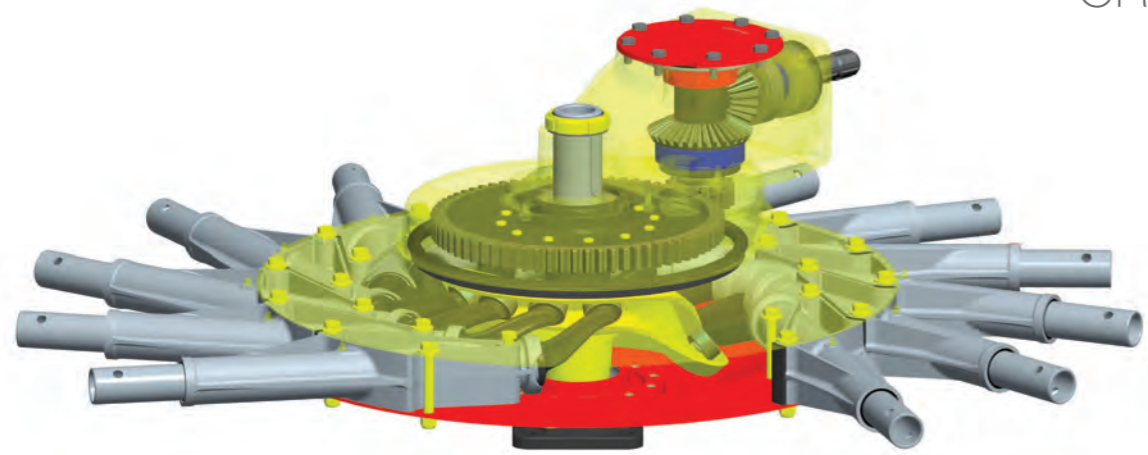
## PROVEN TINE DESIGN FOR CLEAN FORAGE

The tine angle provides clean raking and gentle handling of the crop, whether light or heavy, with minimal ground contact. The tines are made of heat-treated steel, optimizing service life and increasing resistance to wear. The "floating" attachment of the tines, featuring three large-diameter coils, further reduces wear.


# A GEARBOX TO HANDLE THE HEAVIEST CROP

Agricultural machines have to withstand more strains today with increasing working widths and greater demands for reliability and maximum service life.

For rotary rakes this especially matters for the heart of the machine, the rotor drive. Kuhn has developed fully enclosed gearboxes for complete protection of the drive parts and less wear. The Masterdrive gearbox is the most heavy-duty gearbox in the industry with exceptional reliability and durability for all operations.



CROSS-SECTION MASTERDRIVE GEARBOX



No uneven contact when driving over rough terrain

**KUHN PATENT**

## FOR MAXIMUM GEARBOX LIFE

The Masterdrive gearbox has an industry exclusive two-stage reduction drive. The second spur-gear drive has little tilt because there are considerably smaller clearances between the two gears. This increases durability of the whole assembly in difficult conditions. Wear on the gears is reduced to a minimum and only scheduled greasing of the tine arms is required. The two stages also make it possible to include larger spur gears with more teeth for better overall power transmission.

# GENERATION III: MASTERDRIVE MAXIMUM DURABILITY

The new Masterdrive GIII has been designed to handle massive stresses on the drivetrain. This is mainly due to:

- Increased working widths and raking rotor diameters
- Raking of difficult materials such as heavy and dense grass, dry hay as well as straw



**EXCLUSIVE**

NEW TINE ATTACHMENT FOR OPTIMUM LIFE

**DESIGNED TO LAST**

Important details have been improved to build lighter, yet stronger rotors:

- Aluminium alloy housings
- Optimized cam track – less force on the follower bearing
- Larger follower bearing diameter – less rotation speed, less pressure on the cam
- Tine arms with large-dimension bearings
- Sturdier pivoting tine support shaft
- Reinforced main shaft
- Reinforced mounting of tine arms on tine holders (bolted)

## BUILT FOR CUSTOM OPERATORS

Performing well and being effective when the crop has to be harvested, the Masterdrive GIII helps make the most of weather windows, especially on large farms and for custom operators.

	MASTERDRIVE	MASTERDRIVE GIII
GA 8121	•	
GA 8731		•
GA 9531		•
GA 6632		•
GA 7932		•
GA 9032		•
GA 8030		•



ROTARY RAKES GA 6501 / GA 7501

# TO MEET YOUR GROWING NEEDS

Single-rotor rakes reach their limits on farms with continuously increasing acreage. To increase raking capacity and maintain high quality raking, the GA 6501 or 7501 is the answer.

## COMPACT TWIN-ROTOR RAKES

The GA 6501 and 7501 include all the main features of a larger, commercial style rake while being offered at a very attractive feature/price ratio. This rake will enable you to harvest high-quality crop in a very short time. In addition, maneuvering through gates is easy due to a transport width of only 8'2".



## WIDE RANGE OF ADJUSTABLE WORKING WIDTHS

In many crops, the density makes it necessary to adjust the windrow width. You can quickly adjust the working width and windrow width by using a crank or a handle.

*Shown at left*

## NO LIMITS FOR HIGH-QUALITY RAKING

High-quality raking is only possible if the rotors are able to follow undulating terrain smoothly and closely without damaging the crop stubble. The GA 6501 and 7501 feature 3D rotor articulation for excellent field adaptation. Tandem bogie axles are also available as an option on the GA 7501 for increased stability.



## OPTIMUM MOBILITY IN EVERY DIRECTION


Rotor arm and rotor are linked by a double link rod enabling 3D articulation. Rotors follow ground contours perfectly to help you harvest a clean crop.



## AT HOME ON DIFFICULT TERRAIN

A bogie axle for rotor guidance is ideal for raking difficult terrain (deep pivot tracks, uneven ground after grazing, etc.) and where higher raking speeds are desired.

*GA 7501 only*



Exclusive two-stage Masterdrive gearbox for heavy crops and more difficult conditions

ROTARY RAKES GA 8121

## OUTSTANDING VERSATILITY

Whether raking hay or straw, the GA 8121 effectively handles difficult conditions. Compactness is a major asset, especially when maneuvering in and out of hard-to-access fields. Even in intense use, the Masterdrive gearbox provides superior reliability and durability.



### COMPACT AND EASY TO MANEUVER

The GA 8121 has a transport width of only 9'3" making it easy to transport on narrow roads. The tie rod controlled steering of the rear wheels provides even greater maneuverability.



### DESIGNED TO MAKE YOUR LIFE EASIER

A few turns of the crank are all that is needed to position the tines at the ideal crop pickup height. Preselection of the windrow width in transport position is all it takes to adjust the working width and windrow width. When rotor arms are lowered, the rotors are automatically positioned at the desired setting. When raised for transport, the rotors are automatically placed in the lowest position to minimize transport height.

## MAXIMUM ADAPTATION FOR FIELD CONDITIONS



### STANDARD 3D SUSPENSION

For raking when every leaf counts, rotors closely follow the ground over undulating terrain. The tines collect the crop with the greatest precision: a particular benefit when raking rolling ground.



### BOGIE AXLES

Ideal for raking fields with uneven ground (pivot tracks, rough terrain after grazing, etc.) and where higher raking speeds are desired.



### PIVOTING HEADSTOCK

Increases maneuverability and stability on uneven ground. It also provides added comfort during transport, increasing your safety and peace of mind.

# FOR INTENSIVE USE IN HAY OR STRAW

The new semi-mounted GA 8731 and GA 9531 stand out over competitive models in their ground adaptation, durability and reliability. Working widths from 25'3" – 30'6" keep output high and the undercarriages keep the rotors parallel on rough ground contours. With the new Masterdrive GIII rotor drive, these two rotary rakes are designed for operating in difficult conditions, especially when harvesting hay for haylage.



## FEATURING THE NEW MASTERDRIVE GIII

The rotors on all new Kuhn rotary rakes are equipped with a new generation of gearboxes, the Masterdrive GIII. With their help, the machine steps up another level in durability and raking quality.



## SUPERIOR GROUND ADAPTATION

Four wheels on each rotor, positioned close to the tines and 3D suspension allow superior ground adaptation of the rotors on the GA 8731 for better raking. The four wheels also provide more stable operation in rough fields.



## LOW TRANSPORT HEIGHT

A practical plus of the GA 8731: The transport height stays at 13'1" without having to remove any tine arms.



## WINDROWS ARE SAFE

With the optional independent rotor lift, rotors can be lifted individually, meaning if necessary a clearance of more than 29" is possible. You will no longer have to worry about disturbing windrows when you pass over them.



## ROTORS DON'T MOVE DURING TRANSPORT

Rotors are locked hydraulically and mechanically in their transport position. This considerably increases the machine's stability and safety during transport on rough roads.

# DURABILITY MEETS COMFORT

You will appreciate the increased comfort of the GA 8731 and GA 9531.

- Maintenance of gearbox reduced to a bare minimum
- Increased stability during transport, in turns and on slopes
- Easy adjustments of windrow width and working height

## SIX WHEELS PER ROTOR

On the GA 9531 six wheels per rotor are standard. An additional tandem axle is also available on the GA 8731 to bring the standard wheels per rotor from four wheels to six.

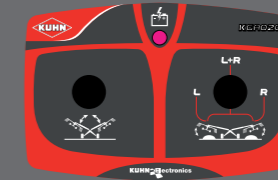
## SIMPLE HEIGHT ADJUSTMENT

All you need is a hand crank to manually change the rotor height. A standard gauge on the machine makes accurate adjustment easy. Hydraulic height adjustment is available as an option on both models with the KGA 10C control box.



## THE KUHN ADVANTAGE

### CONTROL BOXES: CHOOSE ACCORDING TO YOUR NEEDS



Basic functions with the standard KGA 02C control box:

- Changing from transport to work position
- Adjustment of windrow width
- Optionally it can control the individual lifting of each rotor



The KGA 11C integrates additional functions, including:

- Hydraulic adjustment of working height
- Individual lifting of the rotors





# WHY CHOOSE A SIDE-DELIVERY ROTARY RAKE?

Because it excels in different applications!

## MANAGING DIFFERENT CROP DENSITIES

Heavy first cut or light fourth cut: You can control the volume of crop in the windrow. Rake individual swaths or combine the crop from two passes to form one windrow. Or simply adjust the working width to produce the best windrow size possible. The output per acre of baling and harvesting equipment is optimized.

## ONE OR TWO WINDROWS

With all models, either one or two separate windrows can be formed. You will particularly appreciate this versatility when wanting to turn two windrows simultaneously or produce night windrows quickly to reduce dew on the crop.

# AND WHICH ONE TO CHOOSE?

There are trailed models and semi-mounted versions available. Both have their benefits. Understanding which model is right for you can help maximize your productivity.

## TRAILED

- Attachment is quick and easy: drop a pin and go
- Flexible raking widths for perfect raking in narrow areas
- Rear rotor position is set from the tractor cab for selection of work or transport position, delivery of one or two windrows and raking width
- Economical cost to working width ratio
- Equipped with new Masterdrive GIII rotor drive (except GA 6002)
- High clearance for passing over windrows

## SEMI-MOUNTED

- Excellent tracking and stability on uneven ground
- Great maneuverability: follows the tractor precisely thanks to rear wheel steering for easier movement while backing up
- Equipped with new Masterdrive GIII rotor drive
- Reduced dimensions in transport position without removing the tine arms
- Simple folding to transport position
- Easy adjustments, better managed by less experienced operators



# EASY TO USE AND MANEUVER

In the large width rotary rake range, the GA 6002 is the ideal answer for you if you are planning to increase your crop raking performance while at the same time utilizing a low or medium horsepower tractor.

## FLEXIBLE WORKING WIDTHS FOR VARYING CROP AMOUNTS AND DENSITIES

The raking width is hydraulically adjustable from 11'6" to 19'. Varying crop densities, going around obstacles, or finishing a field off, is no longer a problem. In very dense crop conditions or for making night windrows to reduce dew on the crop, the GA 6002 can be set to form two windrows on each pass.



### TURNING ANGLE OF OVER 90°

The GA 6002 cleanly collects crop on turns and even on headlands without the need to compensate for the position of the rear rotor – a major benefit for comfort and ease of use.



### EASY AND SECURE TRANSPORT

During transport an automatic locking system secures the rear rotor in the inline transport position. When the rake is lowered in the field the lock automatically disengages. There is no need to remove the tine arms for transport.



### WINDROW CURTAIN EXTENDS AUTOMATICALLY

A simple tie rod system automatically extends the windrow curtain to a predetermined setting when the rake is changed from the transport to field position. The predetermined setting is easily adjusted with a simple crank. A front rotor windrow curtain is standard.



### HYDRAULICALLY LIFTED UNDERCARRIAGE

Hydraulic cylinders mounted within each undercarriage and at the front hitch provide exceptionally high ground clearance. Simple crank stops are used to adjust tine operating height and adaptation for different tractor drawbar heights.



### IMPROVED STABILITY ON HILLSIDES

Stabilizing undercarriages are available as optional equipment for use on steep hillside applications. They spread the machine's ground contact over a larger surface area.




### STANDARD TANDEM BOGIE AXLE

Rotors come standard with a tandem bogie axle mounted close to the rake tines. This allows the rake to closely follow ground contours and effectively distribute the machine weight, providing a stable stance.

# SIZED FOR A WIDE RANGE OF FARMS AND TRACTORS

You are looking for a versatile rake with optimum performance that can be operated using low powered tractors and still manage difficult crop conditions with ease. That's a lot of needs to meet, but fortunately the GA 6632, 7932 and 9032 side-delivery rakes satisfy all these needs, while giving you plenty of rotor diameter choices. These trailed rakes allow a flexible working width by adjusting the rear rotor position. Other key features include: Masterdrive GIII, plenty of windrowing options and exceptional ground contour following!



## EVEN MORE INTENSIVE USE

The Masterdrive GIII is all new to especially help you when working in heavy or dense crops. Its durability and service life are unrivalled.

## ONE OR TWO WINDROWS

In addition to the side delivery of one windrow, these trailed machines can be set to form two separate windrows. This is particularly useful in carrying out tasks to speed up the drying process such as:

- Turning windrows
- Forming narrow windrows in heavy crop conditions

## GA 6632

- for medium-sized farms
- for intensive use
- small rotors for improved ground following
- transport width under 9'10"
- with tine arms removed only 6'9" wide



## GA 7932

- transport width with tine arms removed 8'2"
- appropriate windrow width for high-capacity balers or choppers



# IMPORTANT CONTROLS FOR MORE COMFORT

## HYDRAULIC WINDROW WIDTH ADJUSTMENT

A hydraulic cylinder allows windrow width to be easily adjusted from the cab. This system also folds the curtain assembly for transport position, eliminating cumbersome manual work. A second, manually controlled front curtain for forming two windrows is standard on all three models.



## SUPERB WINDROW CLEARANCE

A clearance of 20" for the GA 6632 and 24" for the GA 7932 and 9032, between the ground and the bottom of the tine when in headland position, allows you to cross newly formed windrows without disruption.



## PARALLELOGRAM-TYPE DRAWBAR HITCH

A parallelogram-type drawbar hitch allows a high implement lift height with a solid secure hitch as the front part of the drawbar always stays horizontal. A drawbar mounted jack stand is included for easy attachment to the tractor.



# CLEANER CROP THANKS TO EXCELLENT GROUND ADAPTATION

These three rotary rakes provide important features to ensure clean raking without contaminating the crop. They also preserve the stubble and maintain high output even on rough terrain.



## INDEPENDENT ROTORS

The pivot points located on the chassis (1) allow both rotors to follow ground contours independently. The rear rotor additionally operates as standard with a 3D suspension for even less crop contamination.

## HYPERBALLON WHEELS

The large diameter hyperballon wheels (2) located close to the sweep of the tines on both rotors provide excellent crop pickup with minimal soil contact.



## OPTIONAL PROP WHEEL

An optional prop wheel can be fitted to the front rotor to provide smoother operation in very rough conditions.



## DESIGNED FOR STABILITY UNDER VARYING CONDITIONS

Resting firmly on extra large undercarriages and fitted with up to six wheels per rotor, the three models can easily perform in varying field and crop conditions.

## BOGIE AXLES

Bogie axles are standard on both rotors on all models. They run especially smooth on rough roads, but also over uneven grassland (for example due to damage caused by wildlife or after use as pasture).

## ADDITIONAL SUPPORT

The rear rotors of GA 6632, 7932 and 9032 are equipped with two additional wheels. A dampener axle is an option on the front rotor of GA 6632 and 7932.



# THE STANDARD IN THE LARGE SIDE-DELIVERY RAKE MARKET

The GA 9032 is the largest rotary rake with side delivery on the market – a true landmark with up to 28'10" working width in two-window position. The price/working width ratio is unbeatable!

## WIDE DURING WORK, NARROW FOR TRANSPORT AND STORAGE


These rakes can be easily changed from work to transport position from the tractor cab. The width is reduced to 9'10" for GA 6632, 11'6" for GA 7932 and 13'5" for GA 9032. In addition, these three models feature removable arms to further reduce transport width by 3' or more for driving comfort and increased safety for long transport distances, and in difficult to access locations or storage areas.



# EXCLUSIVE RAKING INNOVATIONS

Designed for intensive use and simple operation, the new semi-mounted GA 8030 and 9030 includes important innovative features for your benefit.

- Stabilift™: exclusive design lifts the rotors and locks them in a slightly inclined position for time savings, high ground clearance and hydraulic locking during transport
- StabiDrive™: increased machine stability during road transport, especially in tight turns and when maneuvering on steep hillsides
- Masterdrive GIII gearbox: long-term, reliable rotor drive in various conditions
- Ability to deliver one or two windrows (GA 8030 only)



EXCLUSIVE

## STABIDRIVE

ULTIMATE STABILITY IN TURNS

It's the small details that make a big difference for safe travel on the road: The axis rotation of the coupling point between the tractor's lower links and the rake is not standard, vertical, but rather slightly inclined forward. This results in the center of gravity being kept more in the center of the rake when turning and significantly increases stability, especially in hilly conditions. This increases the pressure on the outer lower link as well as the inner wheel of the rake's undercarriage.



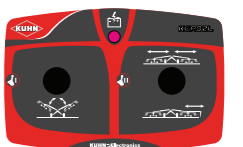
## ELECTRIC CONTROL BOXES SIMPLIFY YOUR LIFE

Both boxes control the following functions:

- Changing from working to transport position
- Selection of delivering one or two windrows (GA 8030 only)
- Windrow width adjustment

Additional features with premium box:

- Hydraulic working height adjustment of the rotors



KGA 02L\*



KGA 11L\*\*

\*Standard on GA 8030 \*\*Standard on GA 9030, optional on GA 8030

## PASSING OVER WINDROWS WITHOUT DAMAGE

In one-windrow position, the GA 8030 and 9030 have a clearance of 20" and 24" respectively. When in two-windrow position, the GA 8030 has a remarkable clearance of 30" making it easy to cross over previously raked windrows.

## 3D GROUND ADAPTATION OF THE ROTORS

The 3D articulation of the rotors provide exceptional adaptation of the machine to the terrain. Up and down movements show an impressive range from +10" to -12".



EXCLUSIVE

## STABILIFT

3D SUSPENSION LOCK

Both 3D suspension rotors are equipped with an integrated hydraulic cylinder, which locks the rotor movements automatically as soon as a rotor is lifted from the ground.

Main advantages:

- Lower center of gravity of the machine for more stability
- Higher ground clearance for windrow protection
- Less time needed to lift the rotor

## Model Specifications

CENTER DELIVERY	GA 6501	GA 7501	GA 8121	GA 8731	GA 9531
Hitch Type	2-Point – Cat. 2	2-Point – Cat. 2	2-Point – Cat. 2	2-Point – Cat. 2 & 3	2-Point – Cat. 2 & 3
Number of Tines Per Arm	3	4	4	4	4
Number of Tine Arms Per Rotor	10	11	12	13	15
Transport Width	8'2"/2.5 m	8'2"/2.5 m	9'3"/2.8 m	9'10"/3 m	9'10"/3 m
Transport Height (Arms Removed)	11'6"/3.5 m	10'8"/3.3 m	12'1"/3.7 m	13'1"/4 m	12'6"/3.8 m
Working Width	17'9"-21'5.4 – 6.4 m	22'5"-24'5"/6.9–7.5 m	24'3"-26'3"/7.4–8 m	25'3"-28'2"/7.7–8.6 m	27'7"-30'6"/8.4–9.3 m
Average Windrow Width	3'3"-6'7"/1–2 m	5'-7'/1.6–2.1 m	4'7"-6'6"/1.4–2 m	4'7"-7'6"/1.4–2.3 m	4'7"-7'6"/1.4–2.3 m
Rotor Diameter	8'7"/2.6 m	10'7"/3.3 m	11'6"/3.5 m	12'/3.7 m	13'1"/4 m
Rotor Drive	Mechanical	Mechanical	Masterdrive GI	Masterdrive GIII	Masterdrive GIII
Rotor Suspension	3D	3D (Optionl: Tandem)	3D (Optionl: Tandem)	3D (Optionl: Tandem)	3D with Tandem
Rotor Height Adjustment	Hand Crank	Hand Crank	Hand Crank	Hand Crank (Optional Hydraulic)	Hand Crank (Optional Hydraulic)
Min. PTO Power Requirement	40 hp/30 kW	50 hp/37 kW	60 hp/44 kW	68 hp/50 kW	75 hp/55 kW
Transport Tires	195/65R15	10.0/75-15.3	10.0/75-15.3	11.5/80-15.3	11.5/80-15.3
Wheels Per Rotor	3 – 16 x 6.5–8	4 – 16 x 6.5–8 (6 – Optional)	4 – 16 x 6.5–8 (6 – Optional)	4 – 16 x 6.5–8 (6 – Optional)	6 – 16 x 6.5–8
Tractor Hydraulic Equipment	1 DA	1 SA	1 SA	1 SA + 1 DA	1 SA + 1 DA
Tractor Electric Equipment	7-Pin Plug	7-Pin Plug	7-Pin Plug	7-Pin Plug+1 ISO 3-Pin Plug	7-Pin Plug+1 ISO 3-Pin Plug
Road Lights and Signaling	Standard	Standard	Standard	Standard	Standard
Machine Net Weight*	2,772 lbs/1,260 kg	3,505 lbs/1,590 kg	4,244 lbs/1,930 kg	4,960 lbs/2,250 kg	5,291 lbs/2,400 kg

\* Basic machine without optional equipment



## Model Specifications

SIDE DELIVERY	GA 6002	GA 6632	GA 7932	GA 9032	GA 8030	GA 9030
Hitch Type	Drawbar	Drawbar	Drawbar	Drawbar	2-Point – Cat. 2 & 3	2-Point – Cat. 2 & 3
Number of Tines Per Arm	3	4	4	4	4	4
Number of Arms Per Rotor	10	11	12	15	12	15
Transport Width	9'8"/3 m	6'9"/2 m	8'2"/2.5 m	9'10"/3 m	9'10"/3 m	9'10"/3 m
Transport Height (Arms Removed)	N/A	N/A	N/A	N/A	12'8"/3.9 m	13'/3.9 m
Working Width – Single Windrow	11'6"-19"/3.5–5.8 m	11'10"-21'4"/3.6–6.5 m	13'3"-24'5"/4–7.5 m	15'3"-28'3"/4.7–8.6 m	23'11"/7.3 m	28'3"/8.6 m
Working Width – Two Windrow	17'9"/5.4 m	21'4"/6.5 m	25'1"/7.7 m	28'10"/8.8 m	27'3"/8.3 m	N/A
Average Windrow Width	2'6"-4'6"/0.8–1.4 m	3'11"-5'11"/1.2–1.8 m	3'11"-5'11"/1.2–1.8 m	3'11"-5'11"/1.2–1.8 m	2'-5'7"/0.6–1.7 m	2'-5'7"/0.6–1.7 m
Rotor Diameter	8'8"/2.7 m	9'6"/2.9 m	11'2"/3.4 m	13'1"/4 m	11'2"/3.4 m	13'1"/4 m
Rotor Drive	Mechanical	Masterdrive GIII	Masterdrive GIII	Masterdrive GIII	Masterdrive GIII	Masterdrive GIII
Rotor Suspension	N/A	3D on Rear Rotor	3D on Rear Rotor	3D on Rear Rotor	3D	3D
Rotor Height Adjustment	Hand Crank	Hand Crank	Hand Crank	Hand Crank	Hand Crank (Optional Hydraulic)	Hydraulic
Min. PTO Power Requirement	40 hp/30 kW	40 hp/30 kW	55 hp/40 kW	80 hp/60 kW	68 hp/50 kW	75 hp/56 kW
Primary PTO Shaft	CV with Torque Limiter	CV with Torque Limiter	CV with Torque Limiter	CV with Torque Limiter	CV with Torque Limiter	CV with Torque Limiter
Number of Wheels Per Rotor as Standard						
– Front	2 (Optional: Bogie Axle or Complementary Axle)	2 (Optional: Bogie Axle or Complementary Axle)	4 Including Bogie Axle (Optional: Complementary Axle)	4 Including Bogie Axle	4 (Pivoting)	4 (Pivoting)
– Rear	2	4 (Including Complementary Axle)	6 (Including Bogie and Complementary Axle)	6 (Including Bogie and Complementary Axle)	4 (Fixed)	6 (Fixed)
Tires						
– Rotors	18x8.50-8	18x8.50-8	18x8.50-8	18x8.50-8	16x6.50-8	16x6.50-8
– Transport Tires	N/A	N/A	N/A	N/A	11.5/80-15.3	11.5/80-15.3
Additional Drawbar Support Wheel	N/A	Optional	Optional	Optional	N/A	N/A
Tractor Hydraulic Equipment	1 SA+1 DA	1 SA+1 DA	1 SA+1 DA	1 SA+1 DA	1 SA+1 DA	1 SA+1 DA
Tractor Electric Equipment	7-Pin Plug	7-Pin Plug+ 1 ISO 3-Pin Plug	7-Pin Plug+ 1 ISO 3-Pin Plug	7-Pin Plug+ 1 ISO 3-Pin Plug	7-Pin Plug+ 1 ISO 3-Pin Plug	7-Pin Plug+ 1 ISO 3-Pin Plug
Road Lights and Signaling	Standard	Standard	Standard	Standard	Standard	Standard
Machine Net Weight*	2,778 lbs/1,260 kg	3,108 lbs/1,410 kg	3,571 lbs/1,620 kg	4,080 lbs/1,850 kg	5,510 lbs/2,500 kg	6,173 lbs/2,800 kg

\* Basic machine without optional equipment



# COMPLEMENTARY PRODUCTS

## MORE PRODUCTS TO MEET YOUR NEEDS

With over 700 models of equipment, we have the most complete implement line in the industry. Whether you have a small or large operation, we have a broad range of models and options to help fit your diverse needs.



1. Mowers
2. Mower Conditioners
3. Tedders
4. Round Balers
5. Bale Processors
6. TMR Mixers


For more information about your nearest Kuhn dealer and other Kuhn products, visit our website at [www.KuhnNorthAmerica.com](http://www.KuhnNorthAmerica.com)



Visit our YouTube channel to watch our latest product videos.

**KUHN NORTH AMERICA, INC.**  
 Corporate Headquarters  
 1501 West Seventh Avenue - Brodhead, WI 53520  
 Phone: (608) 897-2131 Fax: (608) 897-2561

Information given in this document is only for informational purposes and is non-contractual. Our machines are in compliance with North American safety standards. In our literature, and for improved illustration of certain details, some safety devices may not be in operating position. When operating these machines, these devices must be operated in accordance with the requirements indicated in the operator's manuals and assembly manuals. We reserve the right to change any designs, specifications or materials listed without further notice. Machines and equipment in this document can be covered by at least one patent and/or registered design. Trademarks cited in this document may be registered in one or several countries.

 <a href="http://www.KuhnNorthAmerica.com">www.KuhnNorthAmerica.com</a>	<p>Your Kuhn dealer</p>
---	-------------------------

Find us on

